



TEL 206 784.0904 800 843.2095  
FAX 206 782.3504  
4700 9<sup>th</sup> AVENUE NW SEATTLE, WA 98107  
www.seattlenvelope.com

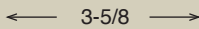

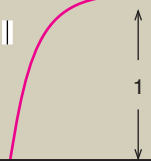
**Outside View  
Side Seam Layout  
Die #31  
1up Sheet: 6-1/4 x 6-1/8  
Grain Short**

**Bleed Variance**

NO INK

NO INK

NO INK



**Bleeds** - We can not guarantee perfect bleeds. Slight variation occurs naturally in the die cutting & folding process. For best results, allow 1/8" tolerance. The quality of the printed stock directly affects the process; with press bounce & missing side guidelines having a negative impact. Variance can be minimized by using our Profile Die system on larger orders (25,000+) or sending in stock that has been letterpress die cut and scored. Grain direction is critical for Profile Dies.

**Knockouts** - Please keep knockout areas free of inks and varnishes, as they may cause glue to fail. Varnishing the sheet can be helpful in protecting heavy ink coverage from marking during converting.

**Guide and Gripper** - Please mark and if running a full flood please add gripper and color bar dimensions to the sheet size. Print Fold Marks on sheet. Do not print Die Marks.

**Trim** - Exact adherence to die layout reduces the need for trim before die cutting. Position layout at one edge of press sheet using 1 up sheet size as guide, do not center layouts on press sheet. Critical designs may still require trim to insure folding tolerances.

**Inside Tints** - Please call for special layout.



FOLD MARKS